


Professional Weighing Tables

Complex equipment for laboratory balances, providing ground stability.



PSW



PSW/DUAL



Cabinet with a container for liquid, connected to a beaker on the table top



The ambient conditions sensor and a beaker for used water

Features

Anti-Vibration Construction

Stone top, embedded in the table made of stainless steel, enables stabilization of the ground. This increases the accuracy and repeatability of measurements.

Various Applications

PSW is a workstation for laboratory balances of the greatest accuracy, it ensures the best operation standard. The workstation can also be used as pipettes calibration workstation.

Compatible with

- MYA 4Y, XA 4Y microbalances
- Microbalances
- XA 4Y; AS 3Y, X2, R analytical balances
- PS 3Y precision balances
- MAS, MPS weighing modules
- UYA 4Y.KO manual mass comparators

Set Content

Standard:

- Table with a stone top

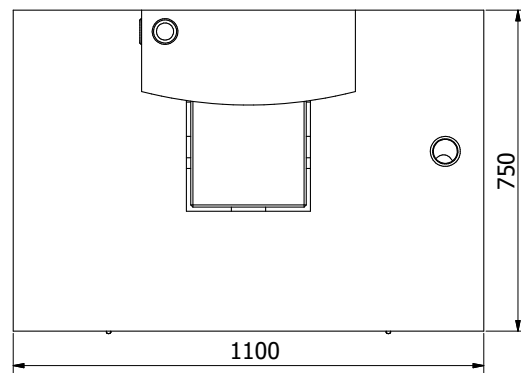
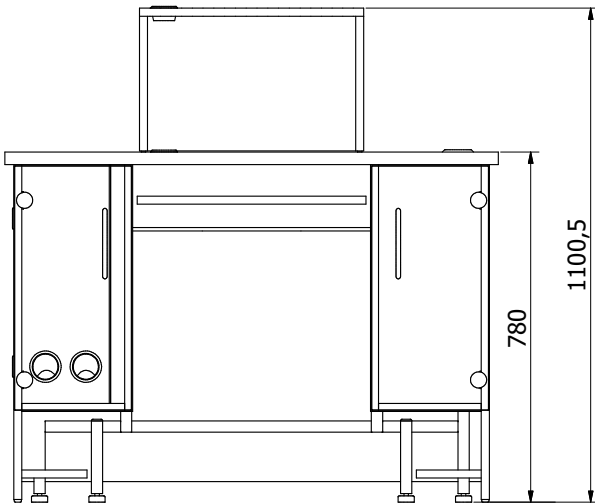
Optional Equipment:

- Ambient conditions sensor
- PC computer
- Liquid aspiration kit
- Automatic pipettes and ,Pipettes' software
- Microbalances and analytical balances

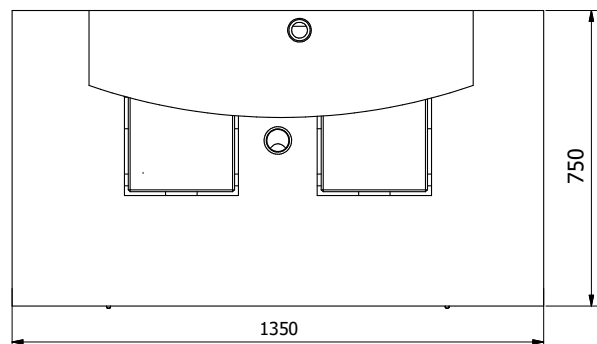
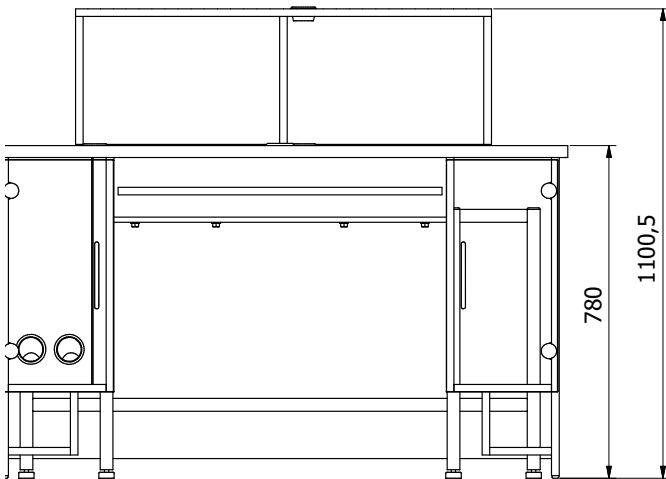
Technical Specifications

	PSW	PSW/DUAL
Dimensions	1100 x 1100 x 750 mm	1350 x 1100 x 750 mm
Material	construction: powder coated steel top: HPL board stabilizing plate: granite stone slab	construction: powder coated steel top: HPL board stabilizing plate: granite stone slab
Net / gross weight	150 / 182 kg	150 / 182 kg
Packaging dimensions	820 x 1160 x 890 mm + pallet	820 x 1410 x 1000 mm + pallet

Dimensions



PSW



PSW/DUAL